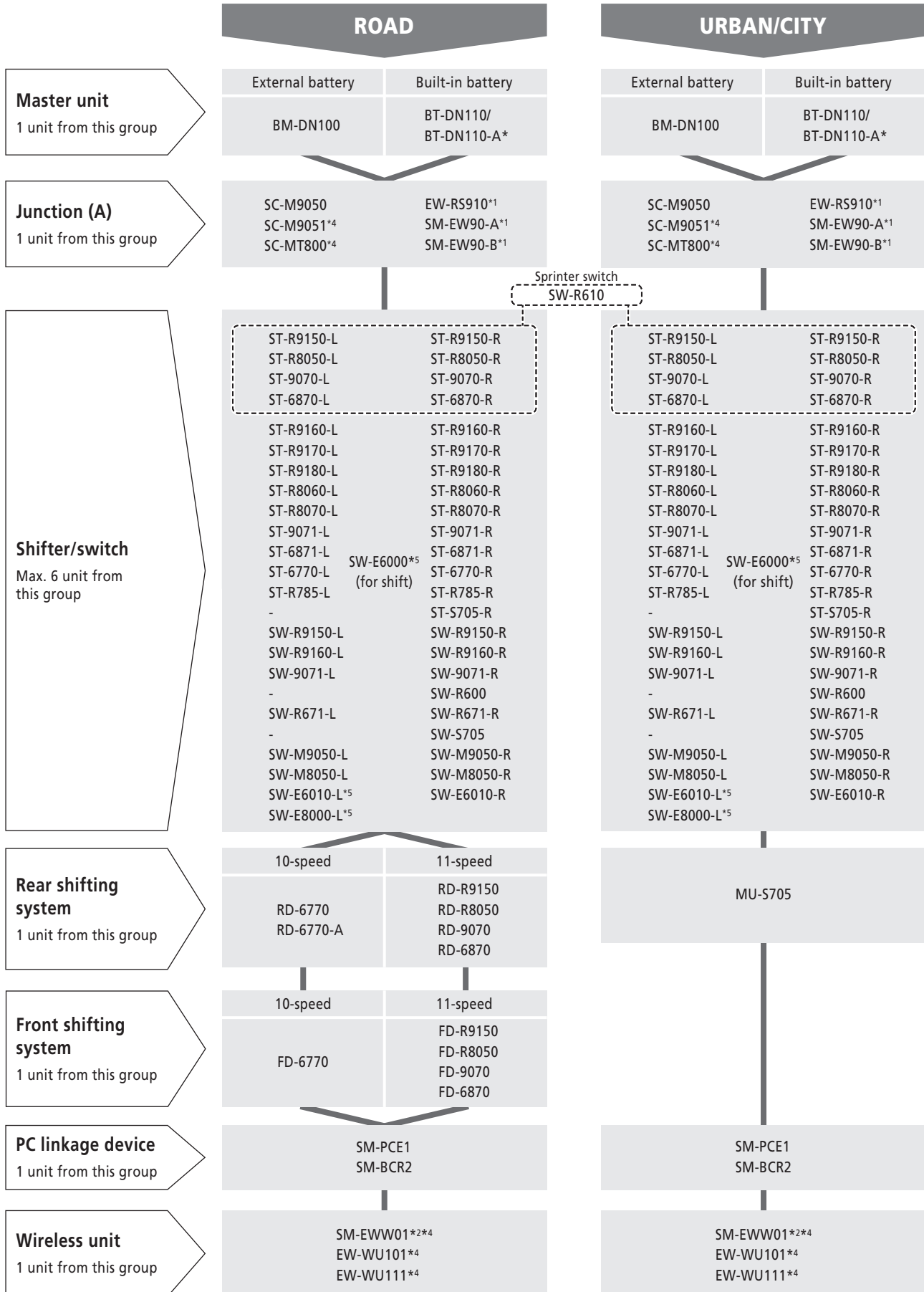


E-TUBE compatibility chart

When any device which is not shown in E-TUBE compatibility chart is connected, all components don't work. Confirm the E-TUBE compatibility chart.

DI2 with BM-DN100/BT-DN110/BT-DN110-A*



MTB

Master unit

1 unit from this group

External battery	Built-in battery																																																
BM-DN100	BT-DN110/ BT-DN110-A*																																																
SC-M9050 SC-M9051*4 SC-MT800*4	EW-RS910*1 SM-EW90-A*1 SM-EW90-B*1																																																
Sprinter switch SW-R610																																																	
<table border="1"> <tbody> <tr> <td>ST-R9150-L</td> <td>ST-R9150-R</td> </tr> <tr> <td>ST-R8050-L</td> <td>ST-R8050-R</td> </tr> <tr> <td>ST-9070-L</td> <td>ST-9070-R</td> </tr> <tr> <td>ST-6870-L</td> <td>ST-6870-R</td> </tr> <tr> <td>ST-R9160-L</td> <td>ST-R9160-R</td> </tr> <tr> <td>ST-R9170-L</td> <td>ST-R9170-R</td> </tr> <tr> <td>ST-R9180-L</td> <td>ST-R9180-R</td> </tr> <tr> <td>ST-R8060-L</td> <td>ST-R8060-R</td> </tr> <tr> <td>ST-R8070-L</td> <td>ST-R8070-R</td> </tr> <tr> <td>ST-9071-L</td> <td>ST-9071-R</td> </tr> <tr> <td>ST-6871-L</td> <td>ST-6871-R</td> </tr> <tr> <td>ST-6770-L</td> <td>ST-6770-R</td> </tr> <tr> <td>ST-R785-L</td> <td>ST-R785-R</td> </tr> <tr> <td>-</td> <td>ST-S705-R</td> </tr> <tr> <td>SW-R9150-L</td> <td>SW-R9150-R</td> </tr> <tr> <td>SW-R9160-L</td> <td>SW-R9160-R</td> </tr> <tr> <td>SW-9071-L</td> <td>SW-9071-R</td> </tr> <tr> <td>-</td> <td>SW-R600</td> </tr> <tr> <td>SW-R671-L</td> <td>SW-R671-R</td> </tr> <tr> <td>-</td> <td>SW-S705*3</td> </tr> <tr> <td>SW-M9050-L</td> <td>SW-M9050-R</td> </tr> <tr> <td>SW-M8050-L</td> <td>SW-M8050-R</td> </tr> <tr> <td>SW-E6010-L*5</td> <td>SW-E6010-R</td> </tr> <tr> <td>SW-E8000-L*5</td> <td></td> </tr> </tbody> </table>		ST-R9150-L	ST-R9150-R	ST-R8050-L	ST-R8050-R	ST-9070-L	ST-9070-R	ST-6870-L	ST-6870-R	ST-R9160-L	ST-R9160-R	ST-R9170-L	ST-R9170-R	ST-R9180-L	ST-R9180-R	ST-R8060-L	ST-R8060-R	ST-R8070-L	ST-R8070-R	ST-9071-L	ST-9071-R	ST-6871-L	ST-6871-R	ST-6770-L	ST-6770-R	ST-R785-L	ST-R785-R	-	ST-S705-R	SW-R9150-L	SW-R9150-R	SW-R9160-L	SW-R9160-R	SW-9071-L	SW-9071-R	-	SW-R600	SW-R671-L	SW-R671-R	-	SW-S705*3	SW-M9050-L	SW-M9050-R	SW-M8050-L	SW-M8050-R	SW-E6010-L*5	SW-E6010-R	SW-E8000-L*5	
ST-R9150-L	ST-R9150-R																																																
ST-R8050-L	ST-R8050-R																																																
ST-9070-L	ST-9070-R																																																
ST-6870-L	ST-6870-R																																																
ST-R9160-L	ST-R9160-R																																																
ST-R9170-L	ST-R9170-R																																																
ST-R9180-L	ST-R9180-R																																																
ST-R8060-L	ST-R8060-R																																																
ST-R8070-L	ST-R8070-R																																																
ST-9071-L	ST-9071-R																																																
ST-6871-L	ST-6871-R																																																
ST-6770-L	ST-6770-R																																																
ST-R785-L	ST-R785-R																																																
-	ST-S705-R																																																
SW-R9150-L	SW-R9150-R																																																
SW-R9160-L	SW-R9160-R																																																
SW-9071-L	SW-9071-R																																																
-	SW-R600																																																
SW-R671-L	SW-R671-R																																																
-	SW-S705*3																																																
SW-M9050-L	SW-M9050-R																																																
SW-M8050-L	SW-M8050-R																																																
SW-E6010-L*5	SW-E6010-R																																																
SW-E8000-L*5																																																	
Rear shifting system RD-M9050 RD-M8050																																																	
Front shifting system FD-M9050 FD-M9070 FD-M8070																																																	
PC linkage device SM-PCE1 SM-BCR2																																																	
Wireless unit SM-EWW01*2*4 EW-WU101*4 EW-WU111*4																																																	
Front fork suspension FOX #820-00-876*3 FOX #820-09-002*3																																																	
Rear Shock suspension FOX #820-00-877*3 FOX #820-09-010*3																																																	
Suspension control switch FOX #820-00-878 FOX #820-09-006																																																	

Shifter/switch

Max. 6 unit from this group

Rear shifting system

1 unit from this group

Front shifting system

1 unit from this group

PC linkage device

1 unit from this group

Wireless unit

1 unit from this group

Front fork suspension

1 unit from this group

Rear Shock suspension

1 unit from this group

Suspension control switch

1 unit from this group

* BT-DN110-A is recognized as BT-DN110 in E-TUBE PROJECT.

Limitation of function with BM-DN100/BT-DN110/BT-DN110-A -----

*1 Shifting adjustment mode for MU-S705 is not supported. (need E-TUBE PROJECT to adjust)

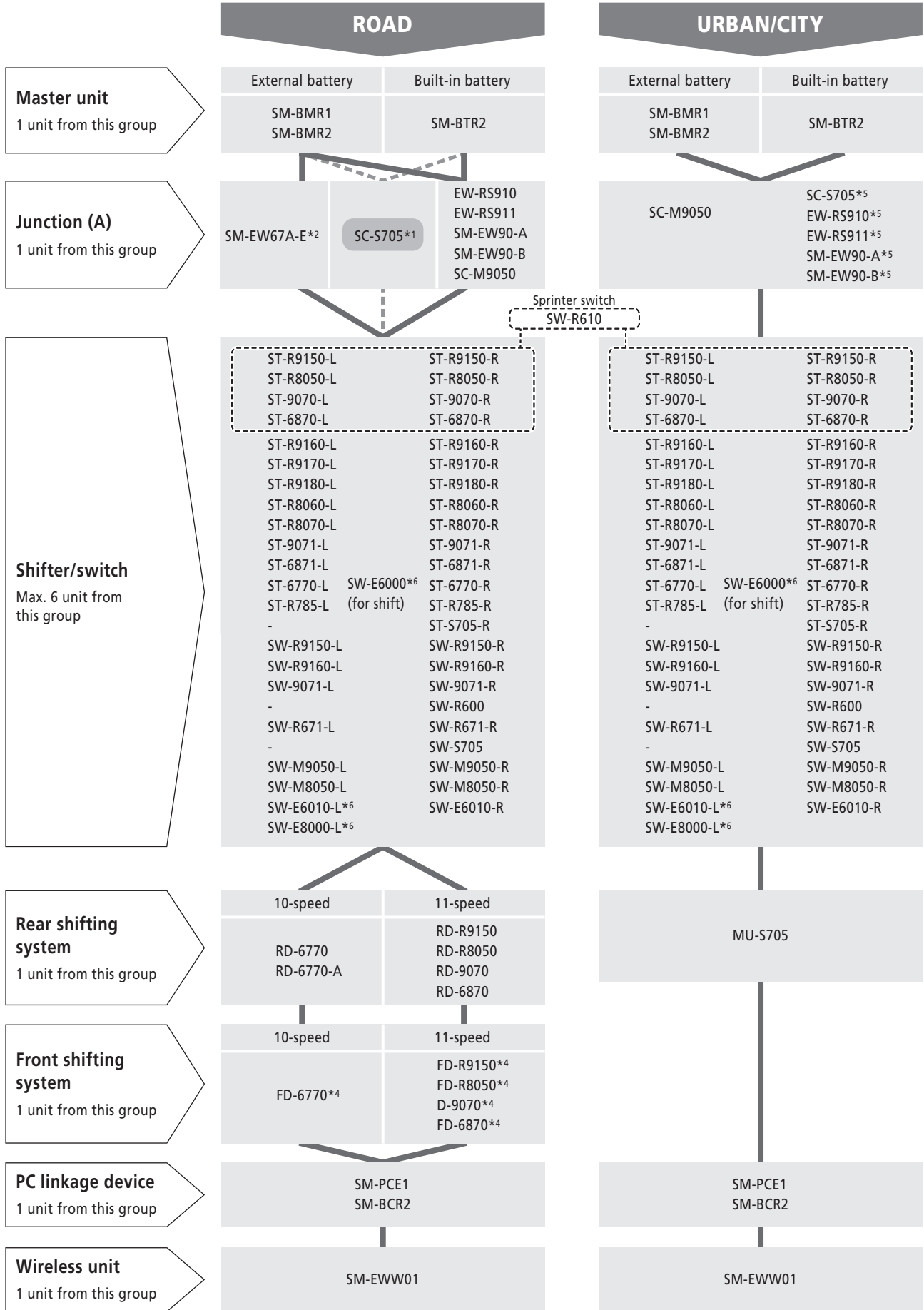
*2 Not possible to connect to E-TUBE PROJECT for tablet/smartphone, as no support for Bluetooth LE

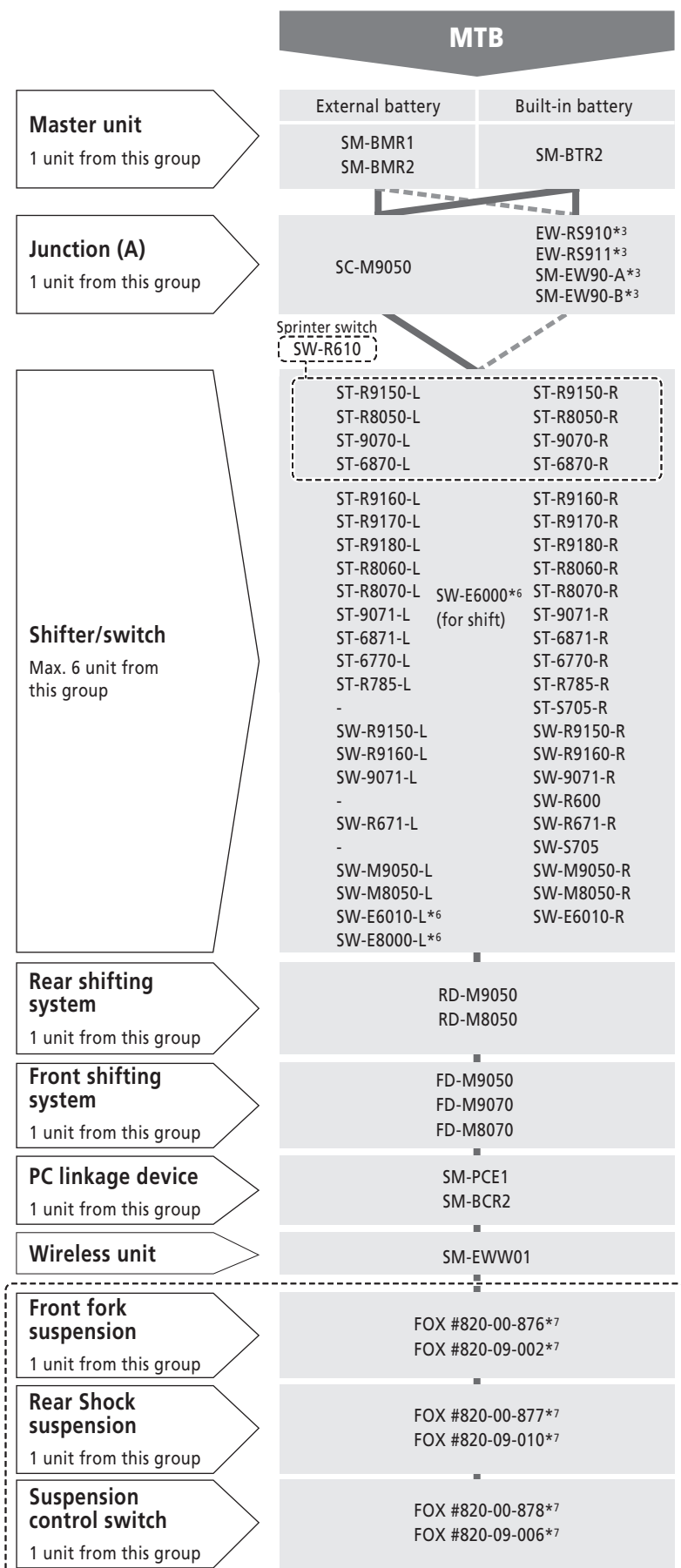
*3 A designated control switch and/or the combination SW-M9050/M8050-L with SC-M9050/SC-M9051/SC-MT800 is required to operate.

*4 The system accepts just 1 unit with wireless chip. (doesn't work if plural units with wireless chip are connected)

*5 Need to change Switch setting by E-TUBE PROJECT

*6 SC-M9050, SC-M9051 or SC-MT800 is required for synchronized shift in MTB category

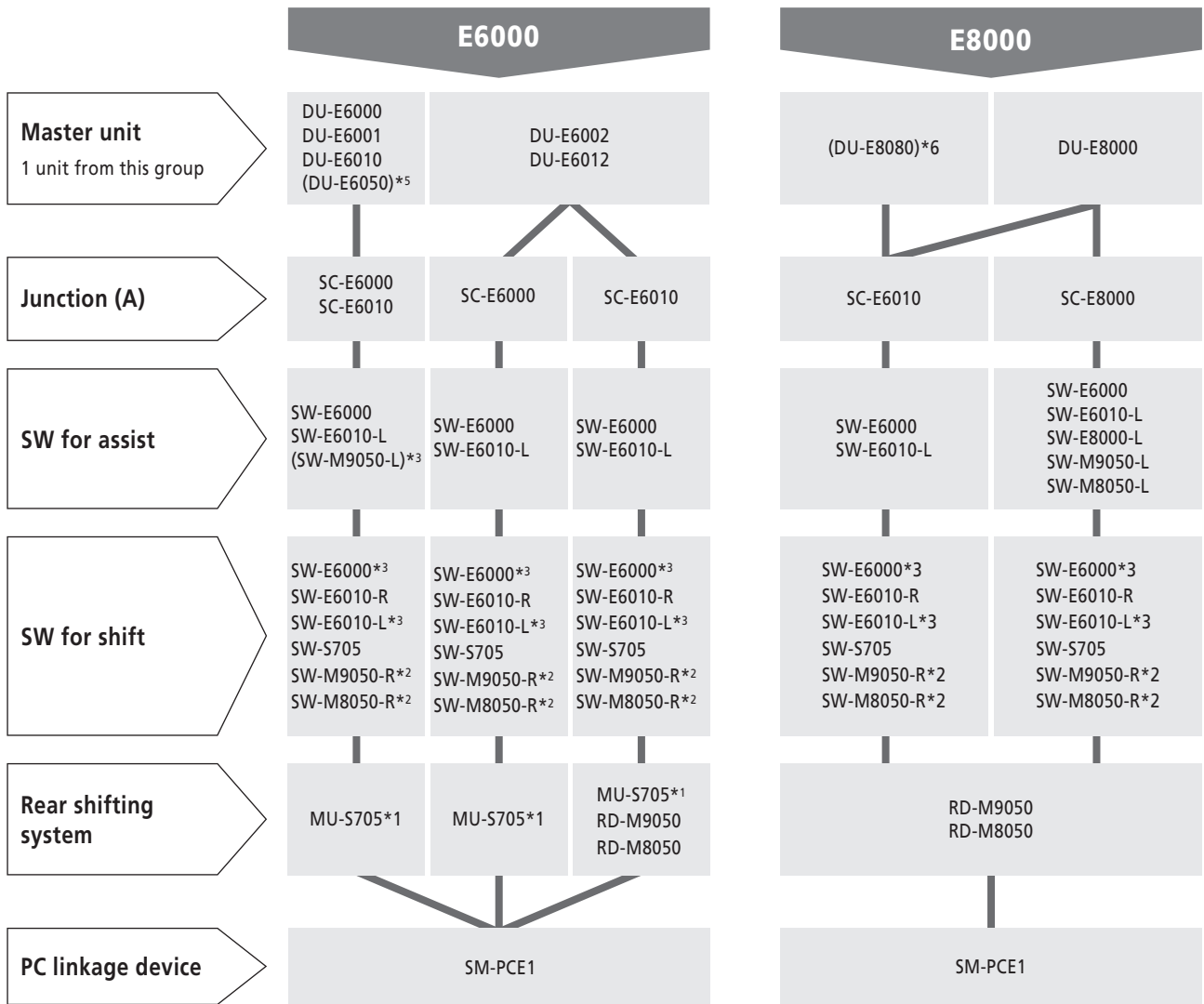




Limitation of function with SM-BMR1/SM-BMR2/SM-BTR2 -----

- *1 SC-S705
 - Front derailleur position will not appear on display.
 - Recovery from Rear derailleur protection function is not available.
 - Front / Rear derailleur adjustment mode is not available. Use E-TUBE PROJECT software.
 - SC-S705 has only 1 E-TUBE port for ST / SW.
 - SC-S705 may not turn on the display by front shifting switch.
- *2 SM-BCR2 requires any device which has charging connector.
SM-EW67-A-E (Junction (A)) is not compatible with SM-BCR2 and SM-BTR2.
- *3 SC-M9050 is required for synchronized shift in case with MTB-type Rear Derailleur
- *4 Synchronized shift is not available with Road-type Rear Derailleur
- *5 Shifting adjustment mode for MU-S705 is not supported. (need E-TUBE PROJECT to adjust)
- *6 Need to change Switch setting by E-TUBE PROJECT (Deleatde "rear shift only")
- *7 A designated control switch is needed operate the suspension system.

STEPS



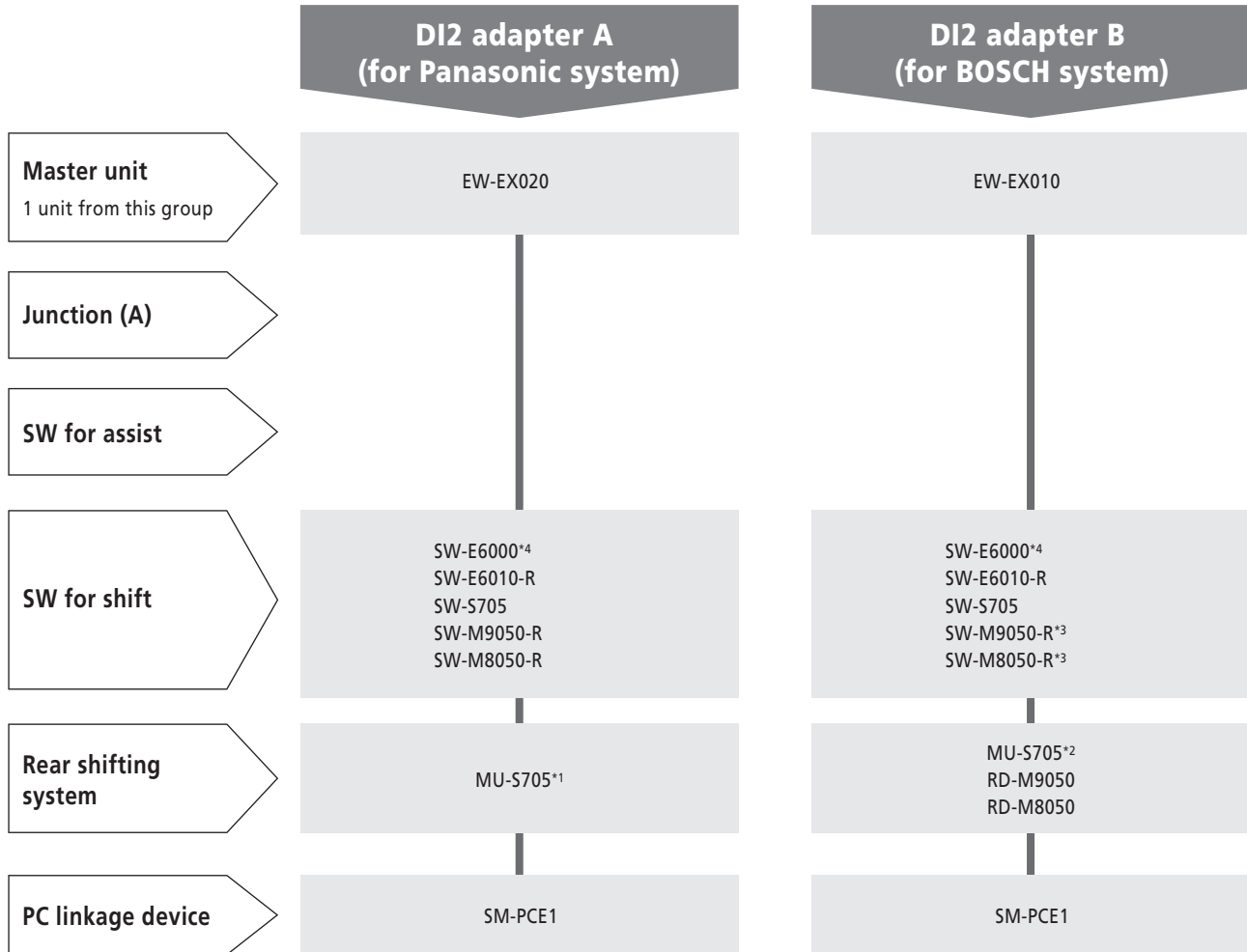
Limitation of function -----

- *1 Full automatic shift is available only with 8 speed internal gear hub system (Not available with Rear Derailleur)
- *2 Not support full automatic shift
- *3 Need to change Switch setting by E-TUBE PROJECT

NOTE

- *4 North American market only
- *5 Japanese market only

DI2 adapter for other E-bike system



Limitation of function -----

- *1 Full automatic shift is not available with Panasonic system
- *2 Full automatic shift is available only with internal gear hub by MU-S705 (Not available with Rear Derailleur)
- *3 Cannot change manual shift to full automatic shift and its opposite.
- *4 Need to change Switch setting by E-TUBE PROJECT